

Sparepart documentation



ARW 10 x 6-2




Prod. No.: 569788

Product details:

Clearing trolleys
Made of corrosion-resistant stainless steel
Dimensions of shelves: 2 shelves 1000 x 600mm
max. load per shelf: 80 kg
Load capacity: 160 kg
basic model 292469

Spareparts

Image	Code	Name	Quantity in device
	<u>386507</u>	Swivel castor 125 lock.,R-hol.;M10,PA gr (valid from 10/28/2022)	2.0 Each
	<u>83141</u>	WASHER, B 10.5 DIN 9021 1.4301 (valid from 11/22/2022)	2.0 Each
	<u>382552</u>	Swivel castor 65 M10 PA (valid from 03/01/2018)	2.0 Each
	<u>386508</u>	Swivel castor 125,R-hol. ;M10, PA gr. (valid from 10/28/2022)	2.0 Each
	<u>83070</u>	SPRING WASHER A 10 1.4301 DIN 127 (valid from 09/25/1997)	4.0 Each
	<u>82238</u>	NUT,CAP-HEX- M10 DIN 917 1.4301 (valid from 09/25/1997)	4.0 Each
	<u>121813</u>	Rep-Set wall deflector B100 RAL7043 SW10 (valid from 10/16/2018)	1.0 Each

Image	Code	Name	Quantity in device
	<u>373304</u>	Wall guard D100 RAL 7043 (valid from 11/09/2011)	4.0 Each
	<u>136020</u>	PLATE, NOISE-SUPPR. 500X190X1,9 (valid from 09/25/1997)	1.0 Each
	<u>144906</u>	Connecting piece for SW (valid from 09/25/1997)	4.0 Each