

# Sparepart documentation



## SAG 2

**Prod. No.:** 572150

### **Product details:**

Food serving trolleys<br>Made of corrosion-resistant stainless steel<br>2 individual wells for 2x GN 1/1-200 or its subdivisions<br>Compartments: 2 compartments, heatable, with 6 pairs of support ledges<br>each for GN 1/1, spacing: 57.5 mm<br>Wells and compartments that can be regulated and heated separately<br>basic model 362576

## Spareparts






Image	Code	Name	Quantity in device
	<a href="#">385096</a>	Seal 9x5,5 black (valid from 02/05/2020)	1.0 Meter
	<a href="#">276953</a>	HEATING 250W F. HEATED CABINET (valid from 08/19/2002)	2.0 Each
	<a href="#">105029</a>	Tubular heater 250W 20.21843 230V (valid from 08/19/2002)	1.0 Each
	<a href="#">146902</a>	FIXING COLLAR (valid from 08/19/2002)	2.0 Each
	<a href="#">146506</a>	Glass wool 540x420x20 (valid from 08/19/2002)	4.0 Each
	<a href="#">146505</a>	Glass wool 420x600x20 (valid from 08/19/2002)	2.0 Each
	<a href="#">146497</a>	Glass wool 810x600x20 (valid from 08/19/2002)	1.0 Each
	<a href="#">146508</a>	Glass wool 740x360x20 (valid from 08/19/2002)	1.0 Each
	<a href="#">362582</a>	Door kpl. left (valid from 08/19/2002)	1.0 Each














Image	Code	Name	Quantity in device
	<a href="#">70914</a>	Allen screw ISO 7380 M5x8 A2 m. Fl. (valid from 01/31/2018)	1.0 Each
	<a href="#">83031</a>	washer A 8.4 DIN 125 brass (valid from 01/31/2018)	1.0 Each
	<a href="#">146516</a>	NUT, ROUNDHEAD- M5 (valid from 01/31/2018)	1.0 Each
	<a href="#">144345</a>	Ball catch IDEAL size III brass 70x13R (valid from 08/19/2002)	1.0 Each
	<a href="#">386059</a>	Spacer 5 mm (valid from 08/19/2002)	1.0 Each
	<a href="#">376806</a>	Shell type handle RAL 7043 (valid from 08/19/2002)	1.0 Each
	<a href="#">362583</a>	Door kpl. right (valid from 08/19/2002)	1.0 Each
	<a href="#">146845</a>	Double nipple 1/2" (valid from 09/29/2022)	2.0 Each
	<a href="#">384635</a>	Drain 2x1/1 (valid from 08/19/2002)	1.0 Each
	<a href="#">139861</a>	Ball valve R 1/2" machined (valid from 08/19/2002)	2.0 Each
	<a href="#">128204</a>	Nut, handle socketed ball valve, 139861 (valid from 08/19/2002)	2.0 Each




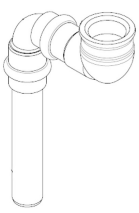









Image	Code	Name	Quantity in device
	<a href="#">134047</a>	Socket spanner SW 11 (valid from 02/26/2020)	1.0 Each
	<a href="#">384633</a>	Drain bend (valid from 02/04/2020)	2.0 Each
	<a href="#">145411</a>	SCR. CONN PIPEFIX 1/2"-15 NO 19.183.001R (valid from 08/19/2002)	2.0 Each
	<a href="#">146447</a>	RING CONNEC. TYPE 35A MAT. NBR-N 3909-60 (valid from 08/19/2002)	2.0 Each
	<a href="#">146781</a>	Plug SFL18, black (valid from 08/19/2002)	2.0 Each
	<a href="#">297909</a>	Washer valve (valid from 08/19/2002)	2.0 Each
	<a href="#">376894</a>	locking handle gray RAL7043 (valid from 03/17/2014)	2.0 Each
	<a href="#">146507</a>	Glass wool 265x590x20 (valid from 08/19/2002)	1.0 Each
	<a href="#">106380</a>	Capillary tube controller 27-106°C (valid from 08/19/2002)	2.0 Each
	<a href="#">105899</a>	Thermostat capillar 55.18019.130 35-85°C (valid from 08/19/2002)	2.0 Each
	<a href="#">367982</a>	Heating well, complete, 700 W (valid from 08/19/2002)	2.0 Each
	<a href="#">105020</a>	PIPE HEATER 20.21719.000 700W 230V (valid from 08/19/2002)	2.0 Each







Image	Code	Name	Quantity in device
	<a href="#">294096</a>	SENSOR MOUNTING F.GN (valid from 08/19/2002)	2.0 Each
	<a href="#">106339</a>	Wiring harness SAG 2 basin (valid from 08/19/2002)	1.0 Each
	<a href="#">105895</a>	Wiring harness SAG 2 hot comp. (valid from 08/19/2002)	1.0 Each
	<a href="#">106868</a>	Power switch bipolar 16A B4MASK-series (valid from 03/07/2008)	4.0 Each
	<a href="#">292846</a>	Toggle dia. 42 with labelling (valid from 08/19/2002)	4.0 Each
	<a href="#">106304</a>	Cable gland M20x1.5 black (valid from 08/19/2002)	1.0 Each
	<a href="#">106311</a>	Hexagon nut M20x1.5 (plastic) (valid from 08/19/2002)	1.0 Each
	<a href="#">267063</a>	Seal for controller + switch (valid from 08/19/2002)	4.0 Each
	<a href="#">369654</a>	Plug holder universal (valid from 05/01/2008)	1.0 Each
	<a href="#">117766</a>	plastic cover ring for plug holder (valid from 10/02/2008)	1.0 Each
	<a href="#">105429</a>	terminal block Wieland KL 24/3 SL (valid from 05/10/2022)	1.0 Each
	<a href="#">107649</a>	Spiral cable Europe 3x1,5 qmmst WG (valid from 03/03/2021)	1.0 Each



Image	Code	Name	Quantity in device
	<a href="#"><u>386501</u></a>	Swivel castor 125 lock., DIN-PL (gray) (valid from 08/24/2022)	2.0 Each
	<a href="#"><u>382548</u></a>	Fixed wheel 125 DIN-PL, PA (gray) (valid from 03/01/2018)	2.0 Each
	<a href="#"><u>376812</u></a>	Corner guard closed RAL7043 (valid from 03/18/2014)	4.0 Each
	<a href="#"><u>376371</u></a>	Plug corner guard RAL 7043 (valid from 03/18/2014)	16.0 Each
	<a href="#"><u>146680</u></a>	EXPAND. NUT 72.30.459 F. SHEET SCR. 4.2 (valid from 08/19/2002)	12.0 Each
	<a href="#"><u>363258</u></a>	Tube D32x1,5-612 (valid from 08/19/2002)	1.0 Each
	<a href="#"><u>376808</u></a>	Push-handle holder right RAL7043 (valid from 03/17/2014)	1.0 Each
	<a href="#"><u>376809</u></a>	Push-handle holder left RAL7043 (valid from 03/17/2014)	1.0 Each
	<a href="#"><u>81320</u></a>	Tapping screw ISO7051-ST4,2x19 (valid from 08/19/2002)	4.0 Each
	<a href="#"><u>376810</u></a>	Cover for right. push hand., grey RAL7043 (valid from 03/17/2014)	1.0 Each
	<a href="#"><u>376811</u></a>	Cover for left push hand., grey RAL7043 (valid from 03/17/2014)	1.0 Each