

Sparepart documentation



SAG 2

Prod. No.: 572411

Product details:

Food serving trolleys
made of corrosion-resistant stainless steel
2 individual wells for 2x GN 1/1-200 or its subdivisions
Compartments: 2 compartments, heatable, with 6 pairs of support ledges each for GN 1/1,
spacing: 57.5 mm
wells and compartments that can be regulated and heated separately
basic model 362576
Illustration similar (572150 SAG 2)

Spareparts






Image	Code	Name	Quantity in device
	385096	Seal 9x5,5 black (valid from 02/05/2020)	1.0 Meter
	276953	HEATING 250W F. HEATED CABINET (valid from 08/19/2002)	2.0 Each
	105029	Tubular heater 250W 20.21843 230V (valid from 08/19/2002)	1.0 Each
	146902	FIXING COLLAR (valid from 08/19/2002)	2.0 Each
	146506	Glass wool 540x420x20 (valid from 08/19/2002)	3.0 Each
	146505	Glass wool 420x600x20 (valid from 08/19/2002)	2.0 Each
	146497	Glass wool 810x600x20 (valid from 08/19/2002)	1.0 Each
	146508	Glass wool 740x360x20 (valid from 08/19/2002)	1.0 Each
	362582	Door kpl. left (valid from 08/19/2002)	1.0 Each












Image	Code	Name	Quantity in device
	70914	Allen screw ISO 7380 M5x8 A2 m. Fl. (valid from 01/31/2018)	1.0 Each
	83031	washer A 8.4 DIN 125 brass (valid from 01/31/2018)	1.0 Each
	146516	NUT, ROUNDHEAD- M5 (valid from 01/31/2018)	1.0 Each
	144345	Ball catch IDEAL size III brass 70x13R (valid from 08/19/2002)	1.0 Each
	386059	Spacer 5 mm (valid from 08/19/2002)	1.0 Each
	376806	Shell type handle RAL 7043 (valid from 08/19/2002)	1.0 Each
	362583	Door kpl. right (valid from 08/19/2002)	1.0 Each
	146845	Double nipple 1/2" (valid from 09/29/2022)	2.0 Each
	384635	Drain 2x1/1 (valid from 08/19/2002)	1.0 Each
	139861	Ball valve R 1/2" machined (valid from 02/04/2008)	2.0 Each
	128204	Nut, handle socketed ball valve, 139861 (valid from 08/19/2002)	2.0 Each


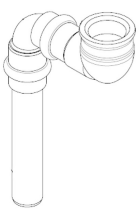









Image	Code	Name	Quantity in device
	134047	Socket spanner SW 11 (valid from 02/26/2020)	1.0 Each
	384633	Drain bend (valid from 02/04/2020)	2.0 Each
	145411	SCR. CONN PIPEFIX 1/2"-15 NO 19.183.001R (valid from 08/19/2002)	2.0 Each
	146447	RING CONNEC. TYPE 35A MAT. NBR-N 3909-60 (valid from 08/19/2002)	2.0 Each
	146781	Plug SFL18, black (valid from 08/19/2002)	2.0 Each
	297909	Washer valve (valid from 08/19/2002)	2.0 Each
	376894	locking handle gray RAL7043 (valid from 03/17/2014)	2.0 Each
	146507	Glass wool 265x590x20 (valid from 08/19/2002)	1.0 Each
	106380	Capillary tube controller 27-106°C (valid from 08/19/2002)	2.0 Each
	105899	Thermostat capillar 55.18019.130 35-85°C (valid from 08/19/2002)	2.0 Each
	367982	Heating well, complete, 700 W (valid from 08/19/2002)	2.0 Each
	105020	PIPE HEATER 20.21719.000 700W 230V (valid from 08/19/2002)	1.0 Each












Image	Code	Name	Quantity in device
	294096	SENSOR MOUNTING F.GN (valid from 05/18/2006)	2.0 Each
	106339	Wiring harness SAG 2 basin (valid from 08/19/2002)	1.0 Each
	105895	Wiring harness SAG 2 hot comp. (valid from 08/19/2002)	1.0 Each
	106868	Power switch bipolar 16A B4MASK-series (valid from 10/17/2002)	4.0 Each
	292846	Toggle dia. 42 with labelling (valid from 08/19/2002)	4.0 Each
	106304	Cable gland M20x1.5 black (valid from 08/19/2002)	1.0 Each
	106311	Hexagon nut M20x1.5 (plastic) (valid from 08/19/2002)	1.0 Each
	267063	Seal for controller + switch (valid from 08/19/2002)	4.0 Each
	369654	Plug holder universal (valid from 08/19/2002)	1.0 Each
	105429	terminal block Wieland KL 24/3 SL (valid from 05/10/2022)	1.0 Each
	107649	Spiral cable Europe 3x1,5 qmmst WG (valid from 03/03/2021)	1.0 Each

Image	Code	Name	Quantity in device
	<u>373392</u>	Castor wheel with brake LE-VPP160R-FI-SG (valid from 08/19/2002)	2.0 Each
	<u>373393</u>	FIXED WHEEL B-VPP 160R-SG (valid from 08/19/2002)	2.0 Each
	<u>376812</u>	Corner guard closed RAL7043 (valid from 03/18/2014)	4.0 Each
	<u>376371</u>	Plug corner guard RAL 7043 (valid from 03/18/2014)	16.0 Each
	<u>146680</u>	EXPAND. NUT 72.30.459 F. SHEET SCR. 4.2 (valid from 08/19/2002)	12.0 Each
	<u>363258</u>	Tube D32x1,5-612 (valid from 09/16/2002)	1.0 Each
	<u>376808</u>	Push-handle holder right RAL7043 (valid from 03/17/2014)	1.0 Each
	<u>376809</u>	Push-handle holder left RAL7043 (valid from 03/17/2014)	1.0 Each
	<u>81320</u>	Tapping screw ISO7051-ST4,2x19 (valid from 11/25/2002)	4.0 Each
	<u>376810</u>	Cover for right. push hand., grey RAL7043 (valid from 03/17/2014)	1.0 Each
	<u>376811</u>	Cover for left push hand., grey RAL7043 (valid from 03/17/2014)	1.0 Each