

Sparepart documentation



BASIC LINE IE-V

Prod. No.: 381888

Product details:

Interior corner variable
With smooth, one-piece stainless-steel top surface
Angle can be selected between 45° and 90°
Exterior dimensions (without options or accessories):
D x H (mm) 690 x 900

Spareparts


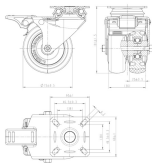




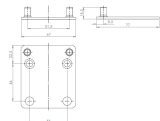
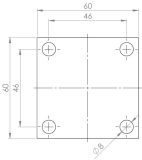

Image	Code	Name	Quantity in device
	381724	Pot magnet with threaded pin GTN-10 (valid from 09/28/2017)	4.0 Each
	369185	DOUBLE STR. CASTOR75 lock.boa.galv. steel (valid from 09/23/2017)	2.0 Each
	369186	DOUBLE STR. CASTOR 75 board galv. steel (valid from 09/23/2017)	2.0 Each
	380419	Adjustable foot cpl. (valid from 09/23/2017)	4.0 Each
	145056	WHEEL, CASTER-2470 PJO 125 P60 CNS (valid from 09/23/2017)	2.0 Each
	145057	WHEEL, CASTER- 2477 PJO 125 P60 CNS (valid from 09/23/2017)	2.0 Each
	384285	Fixing plate komplet (valid from 09/23/2017)	4.0 Each

Image	Code	Name	Quantity in device
	381001	Balancing plate <i>(valid from 09/23/2017)</i>	4.0 Each
	146680	EXPAND. NUT 72.30.459 F. SHEET SCRW. 4.2 <i>(valid from 09/23/2017)</i>	4.0 Each