

Sparepart documentation




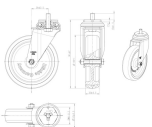
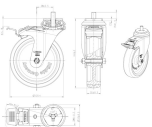

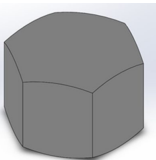



SW 10 x 6-2

Prod. No.: 555536

Product details:

Serving trolleys
Made of corrosion-resistant stainless steel
Dimensions of shelves: 2 shelves
1000 x 600mm
max. load per shelf: 80 kg
Load capacity: 160 kg
basic model 360796

Spareparts

Image	Code	Name	Quantity in device
	136020	PLATE, NOISE-SUPPR. 500X190X1,9 (valid from 03/09/2001)	1.0 Each
	373987	Swivel castor 125 M10x15 zinc-pl. (valid from 11/09/2011)	2.0 Each
	373988	Swivel castor w. br. 125 M10x15 zinc-pl. (valid from 11/09/2011)	2.0 Each
	83070	SPRING WASHER A 10 1.4301 DIN 127 (valid from 03/09/2001)	4.0 Each
	82238	NUT,CAP-HEX- M10 DIN 917 1.4301 (valid from 03/09/2001)	4.0 Each
	121813	Rep-Set wall deflector B100 RAL7043 SW10 (valid from 10/16/2018)	1.0 Each
	373304	Wall guard D100 RAL 7043 (valid from 11/09/2011)	4.0 Each
	144906	Connecting piece for SW (valid from 03/09/2001)	4.0 Each

