

Sparepart documentation



SW 10 x 6-3

Prod. No.: 569779

Product details:

Serving trolleys
Made of corrosion-resistant stainless steel
Dimensions of shelves: 3 shelves 1000 x 600mm
max. load per shelf: 80 kg
Load capacity: 200 kg
basic model 360796

Spareparts


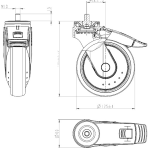

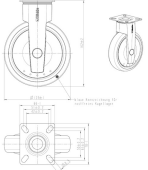

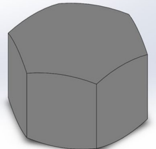


Image	Code	Name	Quantity in device
	136020	PLATE, NOISE-SUPPR. 500X190X1,9 (valid from 01/23/2015)	3.0 Each
	386507	Swivel castor 125 lock.,R-hol.;M10,PA gr (valid from 10/28/2022)	2.0 Each
	83141	WASHER, B 10.5 DIN 9021 1.4301 (valid from 11/22/2022)	2.0 Each
	382549	Fixed wheel 125, plate; PA (valid from 10/17/2011)	2.0 Each
	82214	Hexagon nut M8 DIN 934 ISO 4032 1.4301 (valid from 10/17/2011)	8.0 Each
	83070	SPRING WASHER A 10 1.4301 DIN 127 (valid from 10/17/2011)	2.0 Each
	82238	NUT,CAP-HEX- M10 DIN 917 1.4301 (valid from 10/17/2011)	2.0 Each
	373304	Wall guard D100 RAL 7043 (valid from 03/09/2001)	4.0 Each

Image	Code	Name	Quantity in device
	144906	Connecting piece for SW <i>(valid from 03/09/2001)</i>	4.0 Each