

Sparepart documentation









SW 10 x 6-2 BASIC

Prod. No.: 573486

Product details:

Serving trolleys
Made of corrosion-resistant stainless steel
Dimensions of shelves: 2 shelves 1000 x 600mm
max. load per shelf: 80 kg
Load capacity: 120 kg
basic model 360659

Spareparts

Image	Code	Name	Quantity in device
	136020	PLATE, NOISE-SUPPR. 500X190X1,9 (valid from 01/22/2001)	1.0 Each
	373304	Wall guard D100 RAL 7043 (valid from 11/09/2011)	4.0 Each
	386499	Swivel castor 125 lock., DIN-Pin (gray) (valid from 08/02/2022)	2.0 Each
	386500	Swivel castor 125, DIN-Pin, (gray) (valid from 08/02/2022)	2.0 Each
	70609	SCREW, CYL. HEX. M6 X 16 DIN 912 1.4301 (valid from 11/14/2002)	4.0 Each
	360281	Adapter sleeve D22.5x62 (valid from 11/14/2002)	4.0 Each