

Sparepart documentation

Kein Bild

BC FS 3 BHG

Prod. No.: 573975

Product details:

BLANCO COOK front cooking station with removable placement shelf, with lighting, closed sneeze guard and railing
For 3 BLANCO COOK table-top units
Device placement niche:
1211 x 648 x 300 mm

Rating/connection load:
3 x 230 V Schuko socket outlets,
3 x 400 V CEE socket outlets (max. 20 kW)
32 A CEE plug
400 V, 50/60 Hz, 3N PE, 20.8 kW
basic model 375485

Spareparts




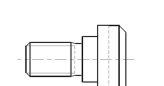



Image	Code	Name	Quantity in device
	375583	Magnet QA-40x20x5-NI-N52 (valid from 01/14/2013)	1.0 Each
	145793	PLUG, 40 X 40 POLY. BLACK (valid from 01/14/2013)	1.0 Each
	105673	lip DA 200-10 (valid from 07/16/2013)	3.0 Each
	375549	Stop screw M6 x 10 (valid from 01/14/2013)	9.0 Each
	385096	Seal 9x5,5 black (valid from 02/05/2020)	1.0 Meter
	716284	Retaining plate left for fan cpl. (valid from 08/22/2024)	1.0 Each
	106820	Radial fan Typ Papst D2E146-HT79-32 (valid from 01/14/2013)	1.0 Each
	106852	Protective grid cable side (valid from 01/14/2013)	1.0 Each














Image	Code	Name	Quantity in device
	<u>106853</u>	Protective grid on opposite side (valid from 01/14/2013)	1.0 Each
	<u>606279</u>	Grip (valid from 01/14/2013)	2.0 Each
	<u>106891</u>	seal for ABL electrical outlets (valid from 01/14/2013)	2.0 Each
	<u>106895</u>	label "Don't spray with water" (valid from 01/14/2013)	2.0 Each
	<u>716285</u>	Retaining plate right for fan cpl. (valid from 08/22/2024)	1.0 Each
	<u>375689</u>	Filter holder side box (valid from 01/14/2013)	2.0 Each
	<u>382738</u>	Revision panel cpl. with lock (valid from 01/14/2013)	2.0 Each
	<u>342731</u>	Gasket profile-5134 gray MP (valid from 03/06/2013)	2.1 Meter
	<u>375584</u>	fastening complete BC FS (valid from 01/14/2013)	4.0 Each
	<u>376314</u>	open handhold pa black (valid from 03/18/2013)	4.0 Each
	<u>375556</u>	Splash guard ESG BC FS 3 (valid from 01/14/2013)	1.0 Each
	<u>107670</u>	safety socket swiss version T25 (valid from 01/14/2013)	2.0 Each
	<u>388167</u>	Lightning module cpl. BC classic 3 (valid from 01/14/2013)	1.0 Each











Image	Code	Name	Quantity in device
	380657	Filter cpl. for BC FS (valid from 01/14/2013)	6.0 Each
	107554	Socket Typ 1661060 (valid from 01/14/2013)	3.0 Each
	107716	Socket outlet protective contact-black (valid from 05/03/2022)	1.0 Each
	106865	socket CEE 5x16A (valid from 01/14/2013)	3.0 Each
	106874	Connecting cable H07RN-F 5x4mm² /4,5m (valid from 01/14/2013)	1.0 Each
	106708	magnetic switch MK4-1A75-C-300W (valid from 01/14/2013)	2.0 Each
	107141	Installation contactor ESB40-40-230AC/DC (valid from 01/14/2013)	1.0 Each
	107142	Circuit breaker ABB S 201-B 16A (valid from 01/14/2013)	9.0 Each
	107143	Circuit breaker ABB S 201-B 10A (valid from 01/14/2013)	1.0 Each
	107184	ECB-terminal 741PE (valid from 01/14/2013)	1.0 Each
	107180	Mains supply terminal 5 pole 25mm² (valid from 01/14/2013)	1.0 Each














Image	Code	Name	Quantity in device
	<u>107199</u>	top-hung window KF 12 (IP65) (valid from 01/14/2013)	2.0 Each
	<u>149563</u>	PTC sensor StörkTronic TF-PTC No. 195040 (valid from 01/14/2013)	2.0 Each
	<u>107493</u>	Control unit BC FS x.1 (valid from 08/21/2017)	1.0 Each
	<u>375574</u>	Sealing frame for control unit BS FS (valid from 04/02/2013)	1.0 Each
	<u>106309</u>	SkinTop cable screw jnt., Nut M12 PVC (valid from 01/14/2013)	2.0 Each
	<u>106302</u>	Screwed cable gland, M12 PVC black (valid from 01/14/2013)	2.0 Each
	<u>107210</u>	charcoal absorber FFC145.250mm (valid from 01/14/2013)	16.0 Each
	<u>107212</u>	flame barrier FL INOX 260x600x20 (valid from 01/14/2013)	2.0 Each
	<u>107213</u>	synthetic filter 595 x 235 x 20 mm (valid from 01/14/2013)	2.0 Each
	<u>106896</u>	label "Unplug before opening" (valid from 01/14/2013)	2.0 Each
	<u>107248</u>	Interference suppression capacitor (valid from 04/22/2013)	1.0 Each
	<u>106311</u>	Hexagon nut M20x1.5 (plastic) (valid from 06/10/2013)	4.0 Each

Image	Code	Name	Quantity in device
	<u>370493</u>	SCREW,STOP M6X6 DIN 923 (valid from 01/14/2013)	4.0 Each
	<u>370687</u>	Cast. whl. double 75 lock. plate 77x67 (valid from 01/14/2013)	2.0 Each
	<u>370688</u>	Cast. whl. double 75 plate 77x67 (valid from 01/14/2013)	6.0 Each