

# Sparepart documentation




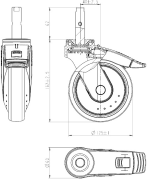
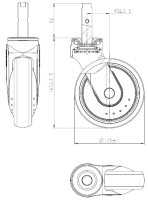



## SW 6 x 4-2

**Prod. No.:** 574722

**Product details:**

Serving trolleys  
Made of corrosion-resistant stainless steel  
Dimensions of shelves: 2 shelves 600 x 400 mm  
max. load per shelf: 80 kg  
Load capacity: 120 kg  
basic model 295852

### Spareparts

Image	Code	Name	Quantity in device
	<a href="#">136020</a>	PLATE, NOISE-SUPPR. 500X190X1,9 (valid from 09/25/1997)	1.0 Each
	<a href="#">386503</a>	Swivel cast. 125 lock.,DIN-Pin air iden. (valid from 06/10/2022)	2.0 Each
	<a href="#">386506</a>	Swivel castor 125,DIN-Zpf,PA air iden. (valid from 06/10/2022)	2.0 Each
	<a href="#">70609</a>	SCREW, CYL. HEX. M6 X 16 DIN 912 1.4301 (valid from 09/05/2007)	4.0 Each
	<a href="#">360281</a>	Adapter sleeve D22.5x62 (valid from 03/07/2014)	4.0 Each
	<a href="#">373304</a>	Wall guard D100 RAL 7043 (valid from 09/25/1997)	4.0 Each