

Sparepart documentation



SW 10 x 6-3

Prod. No.: 574733

Product details:

Serving trolleys
Made of corrosion-resistant stainless steel
Dimensions of shelves: 3 shelves 1000 x 600mm
max. load per shelf: 80 kg
Load capacity: 200 kg
basic model 360796

Spareparts


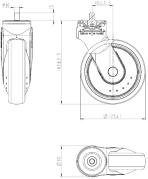

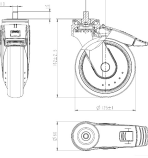

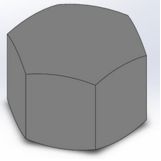




Image	Code	Name	Quantity in device
	136020	PLATE, NOISE-SUPPR. 500X190X1,9 (valid from 01/23/2015)	3.0 Each
	386509	L-roll 125 R-hole, M10, PA (gr), luftid (valid from 08/07/2023)	2.0 Each
	382554	Cast. whl. lock. 125, rear hole; PA, M10 (valid from 03/01/2018)	2.0 Each
	386510	Swiv.cast.125 lock.,R-hol.;M10,PA gr.air (valid from 08/07/2023)	2.0 Each
	83141	WASHER, B 10.5 DIN 9021 1.4301 (valid from 08/29/2014)	4.0 Each
	82238	NUT,CAP-HEX- M10 DIN 917 1.4301 (valid from 08/29/2014)	4.0 Each
	83070	SPRING WASHER A 10 1.4301 DIN 127 (valid from 08/29/2014)	4.0 Each

Image	Code	Name	Quantity in device
	<u>121813</u>	Rep-Set wall deflector B100 RAL7043 SW10 <i>(valid from 10/16/2018)</i>	1.0 Each
	<u>373304</u>	Wall guard D100 RAL 7043 <i>(valid from 03/09/2001)</i>	4.0 Each
	<u>144906</u>	Connecting piece for SW <i>(valid from 03/09/2001)</i>	4.0 Each