

Sparepart documentation





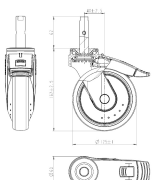
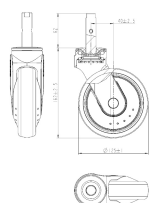


SW 10 x 6-2 BASIC

Prod. No.: 574735

Product details:

Serving trolleys
Made of corrosion-resistant stainless steel
Dimensions of shelves: 2 shelves 1000 x 600mm
max. load per shelf: 80 kg
Load capacity: 120 kg
basic model 360659

Spareparts

Image	Code	Name	Quantity in device
	136020	PLATE, NOISE-SUPPR. 500X190X1,9 (valid from 01/23/2015)	2.0 Each
	373304	Wall guard D100 RAL 7043 (valid from 11/21/2003)	4.0 Each
	386503	Swivel cast. 125 lock.,DIN-Pin air iden. (valid from 06/10/2022)	2.0 Each
	386506	Swivel castor 125,DIN-Zpf,PA air iden. (valid from 06/10/2022)	2.0 Each
	70609	SCREW, CYL. HEX. M6 X 16 DIN 912 1.4301 (valid from 09/05/2007)	4.0 Each
	360281	Adapter sleeve D22.5x62 (valid from 03/07/2014)	4.0 Each