

Sparepart documentation





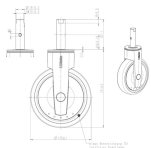



SW 8 x 5-2

Prod. No.: 575475

Product details:

Serving trolleys
Made of corrosion-resistant stainless steel
Dimensions of shelves: 2 shelves 800 x 500 mm
max. load per shelf: 80 kg
Load capacity: 120 kg
basic model 292465

Spareparts

| Image | Code | Name | Quantity in device |
|---|------------------------|---|--------------------|
|  | 136020 | PLATE, NOISE-SUPPR. 500X190X1,9 (valid from 01/23/2015) | 2.0 Each |
|  | 386499 | Swivel castor 125 lock., DIN-Pin (gray) (valid from 10/17/2011) | 2.0 Each |
|  | 382555 | Fixed wheel 125 DIN pegs, PA (gary) (valid from 10/17/2011) | 2.0 Each |
|  | 70609 | SCREW, CYL. HEX. M6 X 16 DIN 912 1.4301 (valid from 10/17/2011) | 4.0 Each |
|  | 360281 | Adapter sleeve D22.5x62 (valid from 10/17/2011) | 4.0 Each |
|  | 373304 | Wall guard D100 RAL 7043 (valid from 09/24/1997) | 4.0 Each |