

# Sparepart documentation






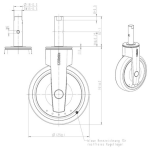


## SW 10 x 6-2 BASIC

Prod. No.: 575484

### Product details:

Serving trolleys  
Made of corrosion-resistant stainless steel  
Dimensions of shelves: 2 shelves 1000 x 600mm  
max. load per shelf: 80 kg  
Load capacity: 120 kg  
basic model 360659

### Spareparts

Image	Code	Name	Quantity in device
	<a href="#">136020</a>	PLATE, NOISE-SUPPR. 500X190X1,9 (valid from 01/23/2015)	2.0 Each
	<a href="#">373304</a>	Wall guard D100 RAL 7043 (valid from 11/21/2003)	4.0 Each
	<a href="#">386499</a>	Swivel castor 125 lock., DIN-Pin (gray) (valid from 10/17/2011)	2.0 Each
	<a href="#">382555</a>	Fixed wheel 125 DIN pegs, PA (gray) (valid from 10/17/2011)	2.0 Each
	<a href="#">70609</a>	SCREW, CYL. HEX. M6 X 16 DIN 912 1.4301 (valid from 10/17/2011)	4.0 Each
	<a href="#">360281</a>	Adapter sleeve D22.5x62 (valid from 10/17/2011)	4.0 Each