

Sparepart documentation





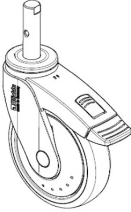
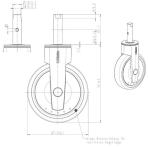


SW 10 x 6-3 BASIC

Prod. No.: 575485

Product details:

Serving trolleys
Made of corrosion-resistant stainless steel
Dimensions of shelves: 3 shelves 1000 x 600mm
max. load per shelf: 80 kg
Load capacity: 120 kg
basic model 360659

Spareparts

Image	Code	Name	Quantity in device
	136020	PLATE, NOISE-SUPPR. 500X190X1,9 (valid from 01/23/2015)	3.0 Each
	373304	Wall guard D100 RAL 7043 (valid from 11/21/2003)	4.0 Each
	386499	Swivel castor 125 lock., DIN-Pin (gray) (valid from 10/17/2011)	2.0 Each
	382555	Fixed wheel 125 DIN pegs, PA (gray) (valid from 10/17/2011)	2.0 Each
	70609	SCREW, CYL. HEX. M6 X 16 DIN 912 1.4301 (valid from 10/17/2011)	4.0 Each
	360281	Adapter sleeve D22.5x62 (valid from 10/17/2011)	4.0 Each